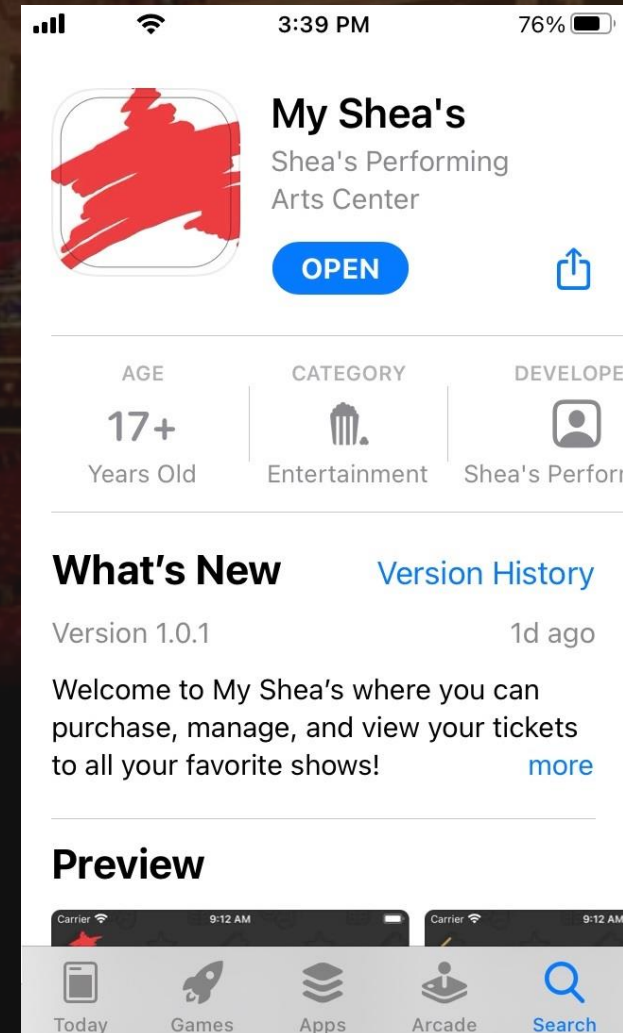


Sign Up
For Your MY SHEA'S Account
On Your Mobile (iOS)

MY SHEA'S is an app created by Shea's Performing Arts Center for our patrons to enhance the mobile ticketing experience! It can be downloaded now through the App Store on iOS and through the Google Play Store for Android.

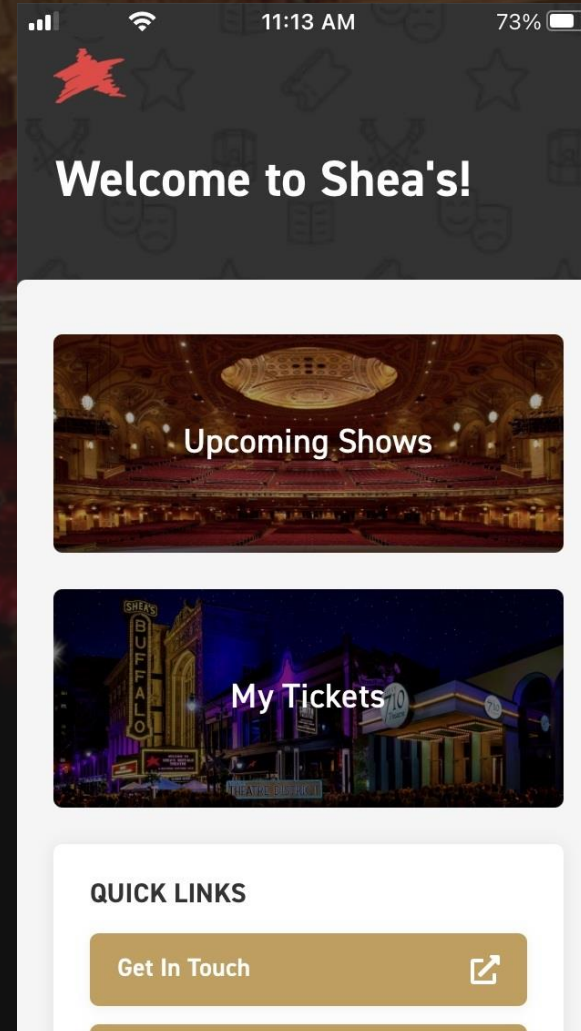
Download Now



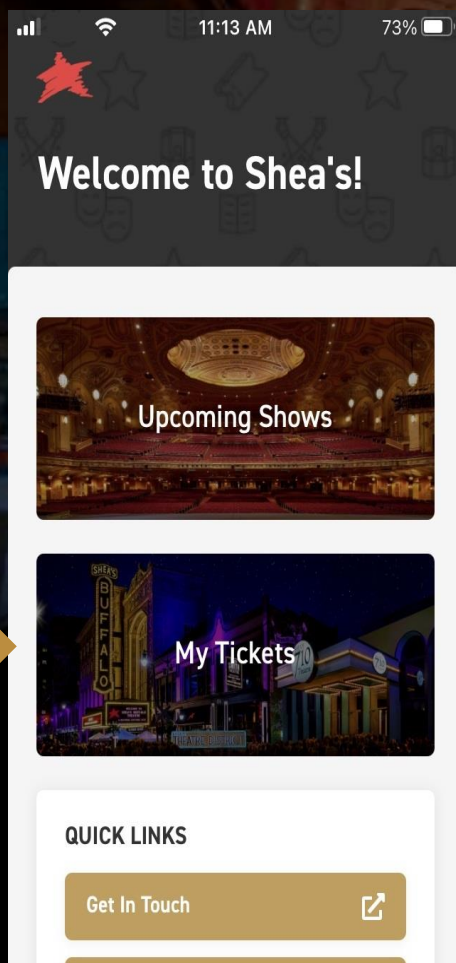
1. Find MY SHEA'S App on your mobile device and *tap* the icon to open it.



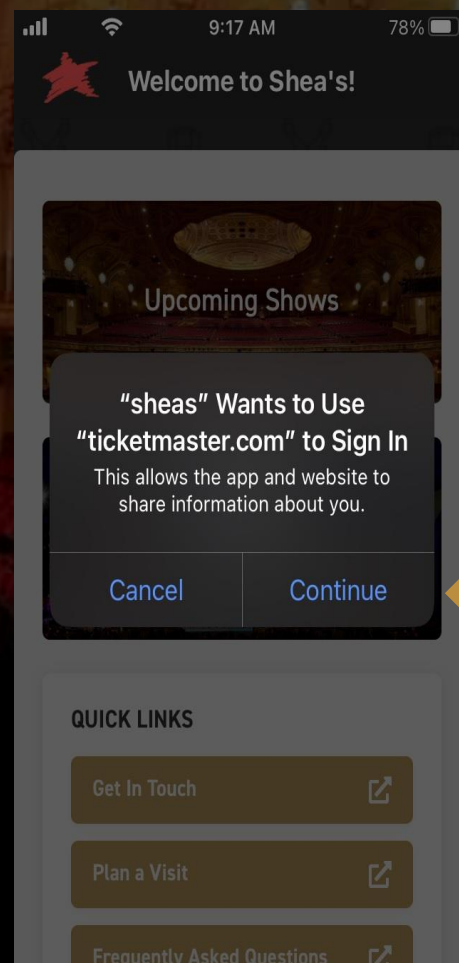
2. Wait patiently for a moment while the app is loading...



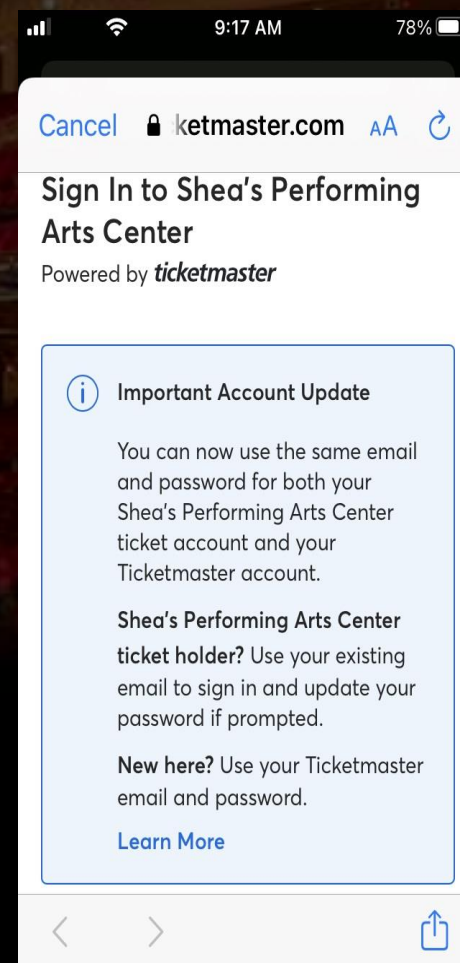
3. Welcome to MY SHEA'S App, where our patrons can quickly and easily manage tickets, all with the click of a button!



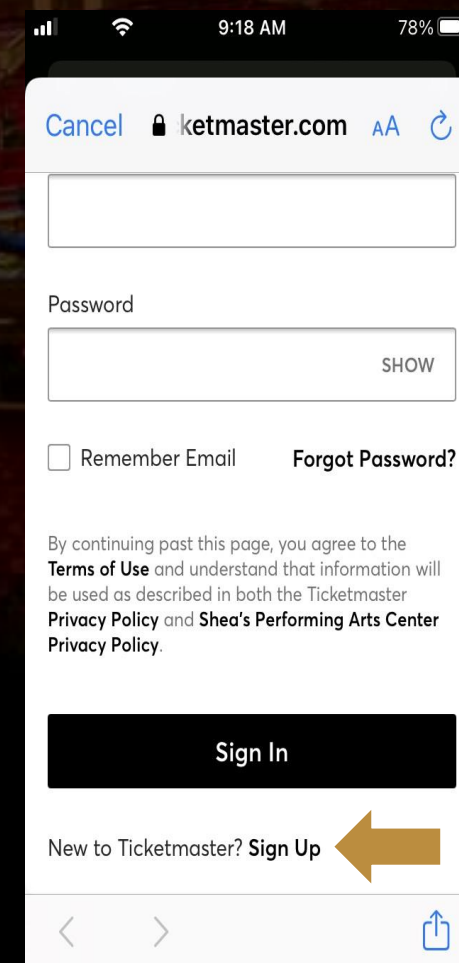
4. Click on **My Tickets**.



5. Click to **Continue**.



6. This is the log-in screen to your MY SHEA'S Account.



7. Scroll down and click **Sign Up**.

9:45 AM 76%

Cancel ketmaster.com AA ↺

Create a Ticketmaster Account

Already have a Ticketmaster Account?
Sign In

Email Address

Password

First Name Last Name

Country of Residence Zip/Postal Code

< > ↗

9:45 AM 76%

Cancel ketmaster.com AA ↺

Step 1 of 2 X

Enter Your Phone Number

Confirming your phone number is an extra layer of verification that helps us confirm you're not a bot. We'll send you a one-time code to complete the sign up process.

Please enter your phone number for your account:
youremailaddress@sheas.org.

Standard data and messaging rates may apply.

Phone Number

☐ I consent to receive notifications about upcoming events and special offers via text message.

Next

< > ↗

9:45 AM 76%

Cancel ketmaster.com AA ↺

Step 2 of 2 X

Confirm Your Code

A one-time code has been sent to **(716) 845-0850**. Enter your code below to continue.

One-Time Code

It may take a minute to receive your code.

Back Confirm

< > ↗

1:27 PM 100%

< 👤

Text Message
Today 1:18 PM

936567 is your Ticketmaster code.

📷 ⓘ Text Message ↗

🌈 ⓘ 🔍 | W ⋮

Q W E R T Y U I O P


A S D F G H J K L

⬆ Z X C V B N M ⬅

123 🎤 space return

8. Fill out your **Email Address**, **Password**, **First Name**, **Last Name**, **Zip/Postal Code**, and a **Phone Number**. You will then be texted a one-time code to confirm your account credentials and logged into your new MY SHEA'S Account.

9. Welcome to your MY SHEA'S Account! Here, you will be able to look up your tickets for any upcoming events, view invoices and manage payments, and purchase tickets.



HOW TO:



Add to Apple Wallet



Buy Tickets



Download MY SHEA'S App



See Ticket Details



Transfer Tickets



View Barcode

FAQ:

? It says I already have an account.

Instead of signing up for a new account, go ahead and log in! If you don't recall your password, you can reset it by clicking [Forgot Password](#).

? I want to change my email address.

Please [contact the Shea's Box Office](#) so that they may assist you in updating your MY SHEA'S Account.

? I tried to log in but got an error.

Please [contact the Shea's Box Office](#) – they will be able to further investigate your account details and assist you with logging into your MY SHEA'S Account.

? Do I need an account to use the App?

You can still use the MY SHEA'S App to look up all our upcoming shows, to get in touch with us, and even buy tickets. You do not need a MY SHEA'S Account to use it, but it certainly enhances the experience!

? Why does it say Ticketmaster? Should I log in with a Ticketmaster account?

The MY SHEA'S Account is hosted through Ticketmaster but is managed by Shea's Performing Arts Center to offer our patrons a better ticketing experience. Your MY SHEA'S Account is separate from your Ticketmaster account. However, if you use the same email and account information for both, you may see any Ticketmaster-purchased tickets for upcoming events at Shea's, even if you can't manage them through your MY SHEA'S Account.