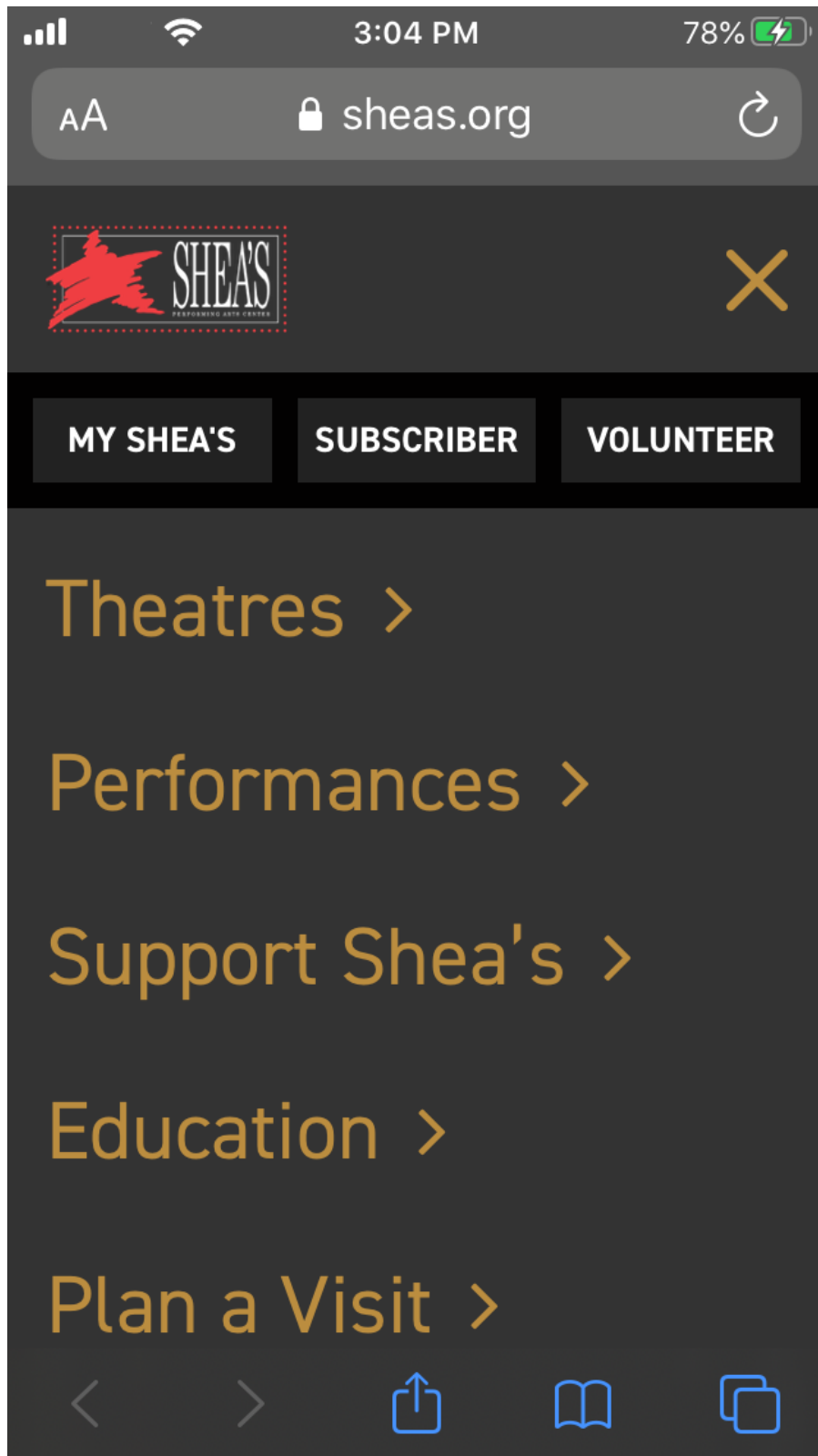


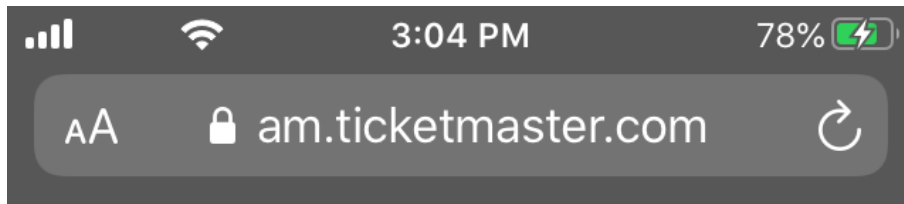
Click the **3-bar drop-down menu** in the upper right corner and choose *My Shea's*.



When you've clicked on *My Shea's*, a new tab will then open on your mobile device's browser. Allow the page to fully load.

You'll need to **Sign In** by clicking on the **icon** in the upper right corner:





My Account

My Shea's Sign In

Email Address *

Password *


Remember Me

[Forgot Password?](#)

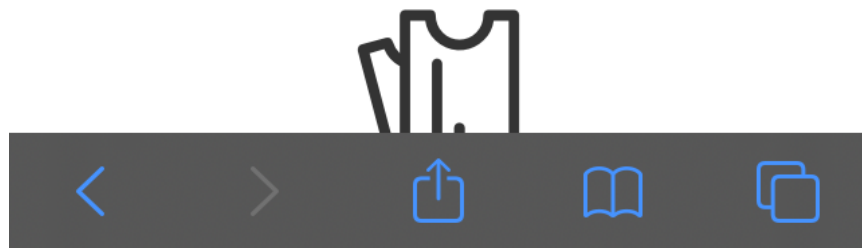
Don't have an Shea's Account? [Click Here](#)



As a Shea's subscriber, you already have an email address attached to your account.
If you need assistance, please contact the Box Office at **(716) 847-0850**.



Account details at a glance.



To access your tickets for upcoming events, you can either go to the **Shea's Dashboard** or click the **3 Bars** in the upper left corner to open the drop-down menu:



3:05 PM

79%

AA

am.ticketmaster.com



Buy Tickets

Dashboard

Tickets

Invoices

TICKETMASTER PRIVACY POLICY

TERMS OF USE

©1999-2020 Ticketmaster. All rights reserved.



Select a show from your upcoming events:

The screenshot shows the mobile interface of the Ticketmaster app. At the top, the status bar displays signal strength, Wi-Fi, the time 3:06 PM, and a 79% battery level. Below this is a browser address bar with 'am.ticketmaster.com' and a refresh icon. A dark red navigation bar contains a hamburger menu icon, the 'SHEA'S' logo, a user profile icon, and a shopping cart icon. Below the navigation bar are two buttons: a dark red 'Transfer' button and a white 'Find an event' button with a magnifying glass icon. The main content area features a large black image with a faint white starburst graphic. Below the image is a white card with the following text: 'TITLE OF SHOW' in bold, a calendar icon followed by 'Fri • Mar 20, 2020 • 08:00 pm', and a location pin icon followed by 'Buffalo, NY — Shea's Buffalo Theatre'. At the bottom of the screen is a dark navigation bar with five icons: a back arrow, a forward arrow, a share icon, a book icon, and a tabs icon.

Scroll down and click on your Ticket:

Get Your Tickets Ready



For the fastest way in, view and save your tickets to Apple Wallet to beat slow internet connections.

My Tickets (1)



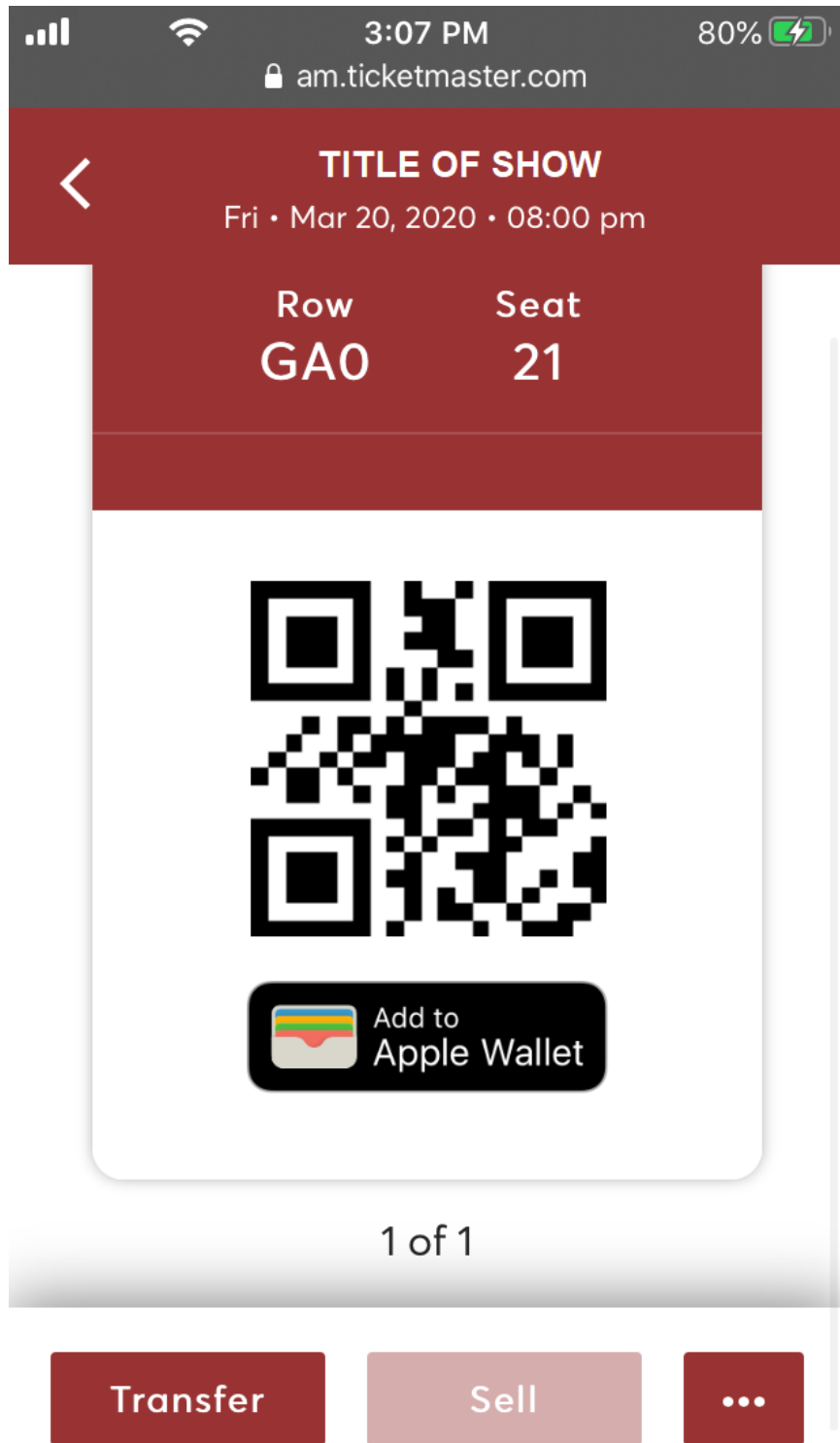
General Admission



Transfer

Sell





The Ticket Taker will be able to scan this **QR code** on your mobile screen for entry.

If you have multiple tickets for a performance, you will **swipe** your screen so the Ticket Taker can scan each individual barcode.